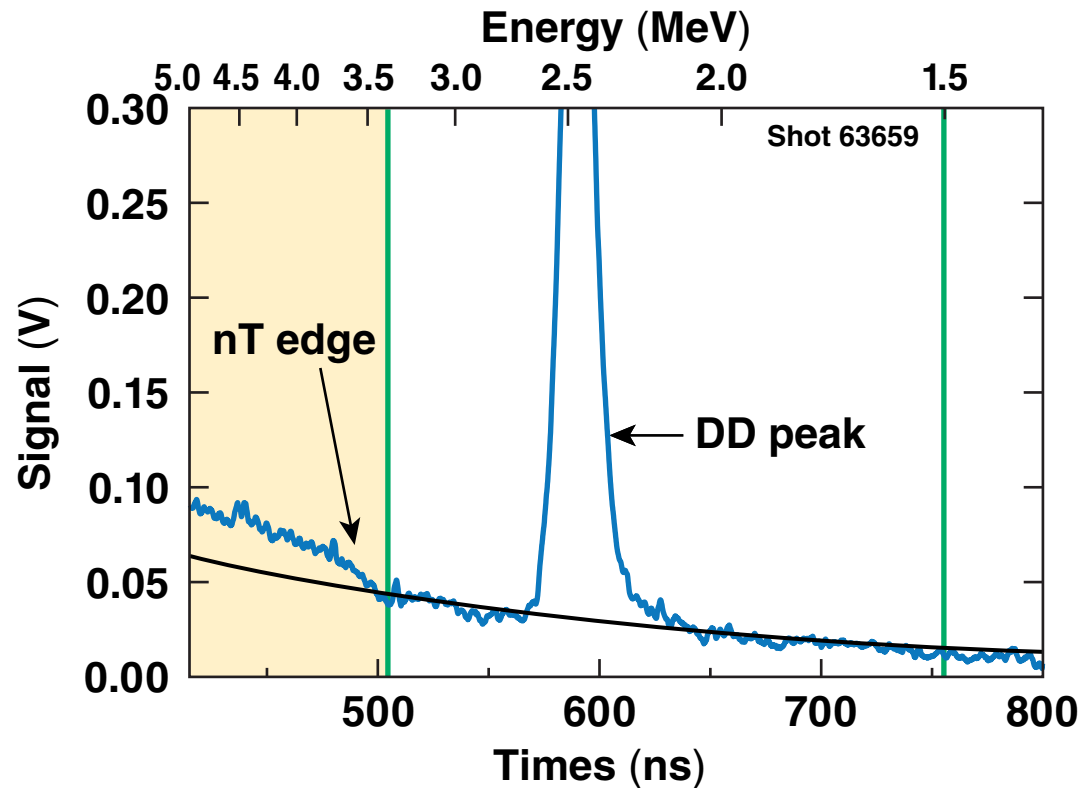


Measurement of the Areal Density (ρR) Using Neutron-Triton Elastic Backscattering on OMEGA



C. J. Forrest
University of Rochester
Laboratory for Laser Energetics

53rd Annual Meeting of the
American Physical Society
Division of Plasma Physics
Salt Lake City, UT
14–18 November 2011

Summary

LLE is developing a new diagnostic technique to infer the areal density (ρR) on OMEGA cryogenic-DT implosions



- The down-scattered neutron ratio (DSR) is not suitable for ρR measurements with neutron time-of-flight (nTOF) spectroscopy on OMEGA
- Measuring the nT backscatter neutron ratio (BSR) is possible with the yields and ρR for cryogenic-DT experiments on OMEGA
- The backscattered ratio $Y(\text{nT})/Y(\text{DT})$ is proportional to the fuel ρR
- Preliminary results indicate the BSR has promise for high accuracy ρR measurement

Collaborators



**V. Yu. Glebov¹, V. N. Goncharov¹, J. P. Knauer¹, D. D. Meyerhofer^{1,2},
P. B. Radha¹, T. C. Sangster¹, and C. Stoeckl¹**

¹University of Rochester, Laboratory for Laser Energetics

²Department of Physics and Astronomy, University of Rochester

One of the main goals of the cryogenic campaign on OMEGA is to validate modeling of ρR , T_i , and yield



- R. Betti developed an ignition threshold factor* based on measurable conditions at neutron-production time

$$\chi = \langle \rho R \rangle^{0.8} \left(\frac{\langle T_i \rangle}{4.7 \text{ keV}} \right)^{1.6} \text{YOC}^{0.5} \quad \chi > 1 \text{ required for ignition}$$

- The ρR on cryogenic DT implosions on OMEGA is currently based on a single MRS** measurement

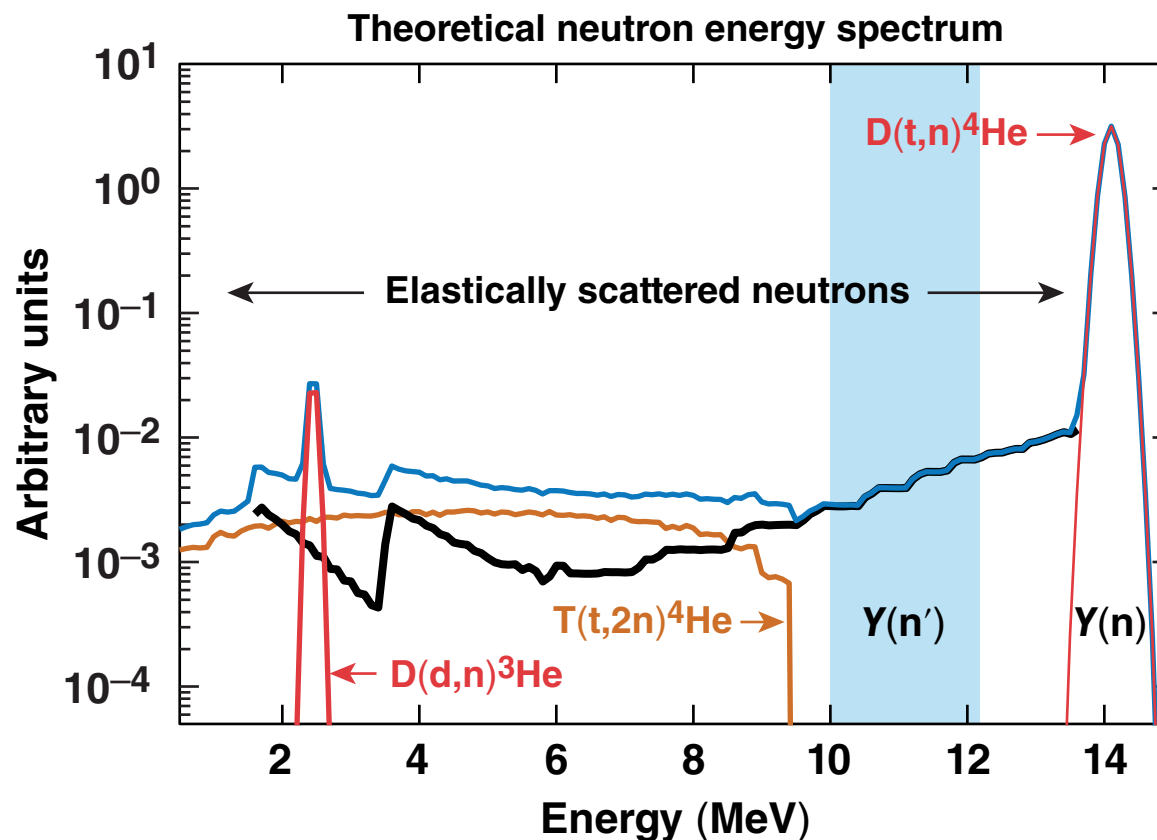
An additional independent measure of ρR would give higher confidence in the inferred values of χ .

* R. Betti *et al.*, Phys. Plasmas 17, 058102 (2010).

** J. A. Frenje *et al.*, Phys. Plasmas 17, 056311 (2010).

In current cryogenic-DT experiments, ρR is inferred based on the down-scattered neutron ratio (DSR)

- The MRS and nTOF* DSR techniques are well developed in the 10- to 12-MeV region



$$\rho R \propto \frac{Y(n')}{Y(n)}$$

The TT spectrum does not affect the measurement in the 10- to 12-MeV region.

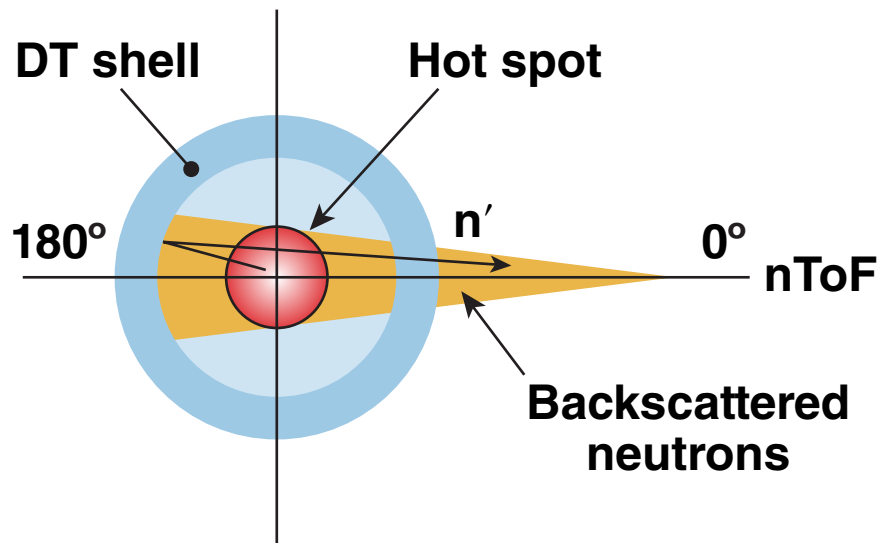
A DSR measurement is impractical on OMEGA for cryogenic-DT experiments



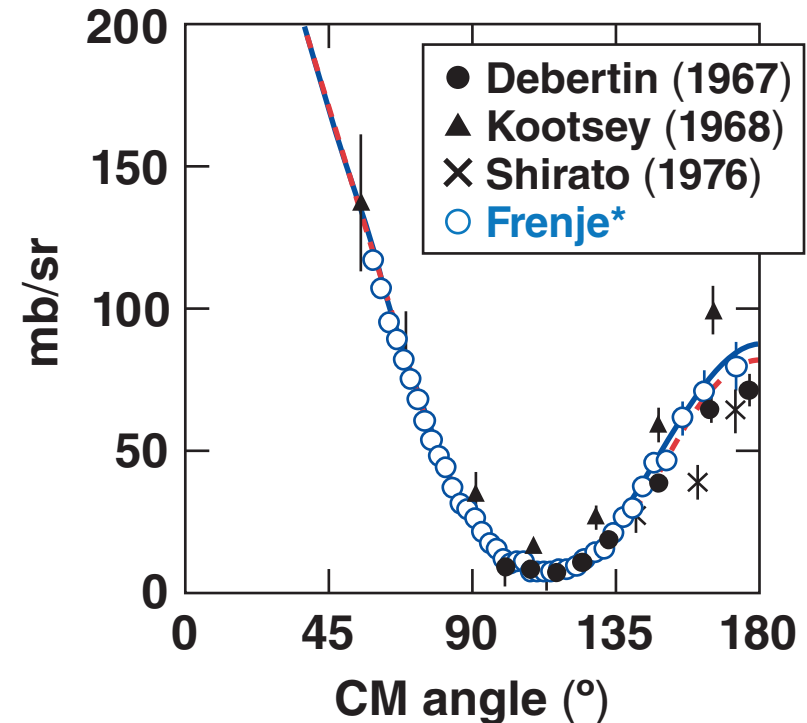
- ρR 's on OMEGA ($<300 \text{ mg/cm}^2$) would down-scatter about 1% of the primary neutrons into the 10 to 12 MeV range
- The light decay after the DT primary signal is smaller on the NIF than on OMEGA since the detector is $2\times$ further away
- The DT primary neutron afterglow from the scintillator is $3\times$ the expected down-scatter signal ($S/B \sim 0.3$)

A new approach to infer ρR on OMEGA cryo-DT implosions is needed.

The nT backscatter yield is proportional to ρR



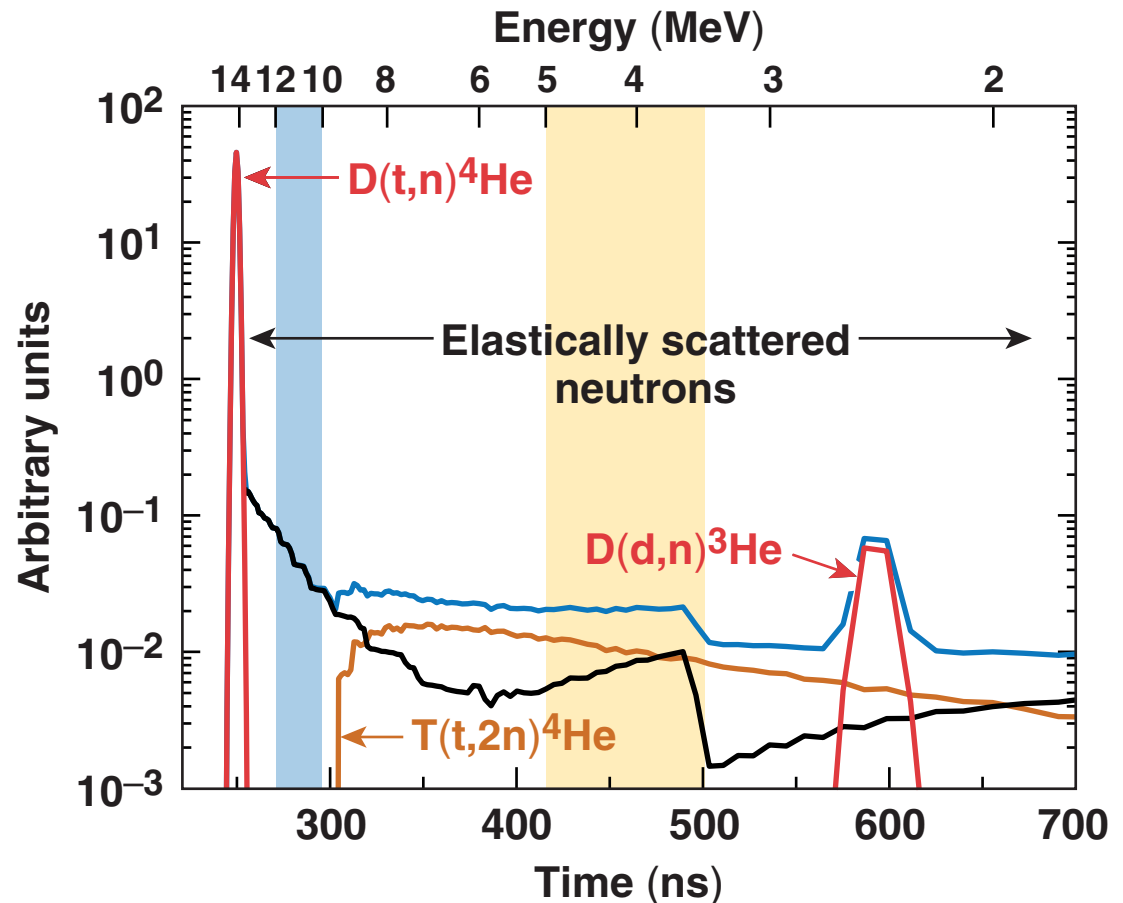
$$\rho R \propto \frac{Y_{nT}}{Y_{DT}}$$



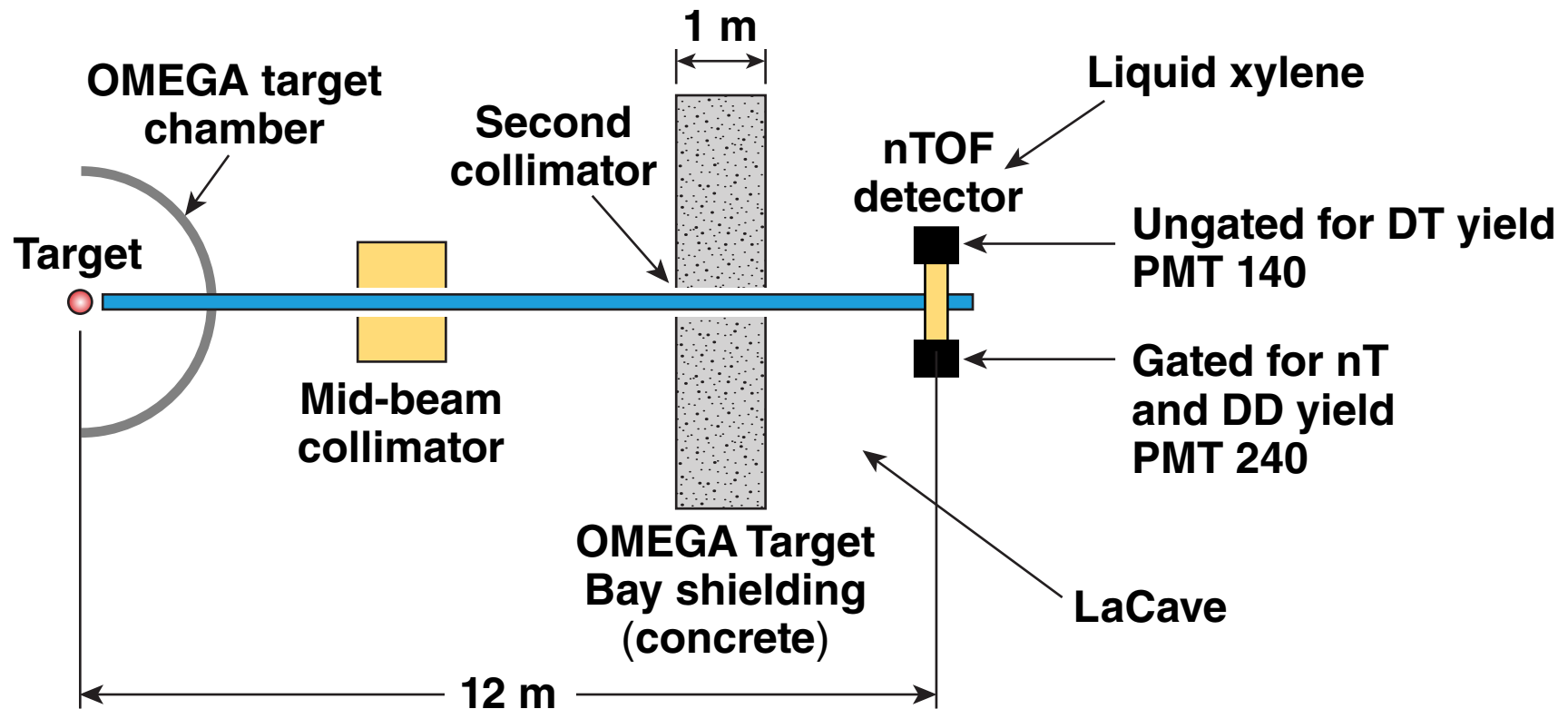
- The nT differential cross section has been measured with a charged-particle spectrometer (CPS) on OMEGA

The nT backscattered ratio has the potential for a higher signal to background measurement

- The 3.5- to 5.0-MeV neutrons correspond to 6% of the down-scattered neutrons
- An accurate measurement of the nT kinematic edge is possible since the TT spectrum is well behaved
- The nT neutron sensitivity is linearly proportional to the DD sensitivity*

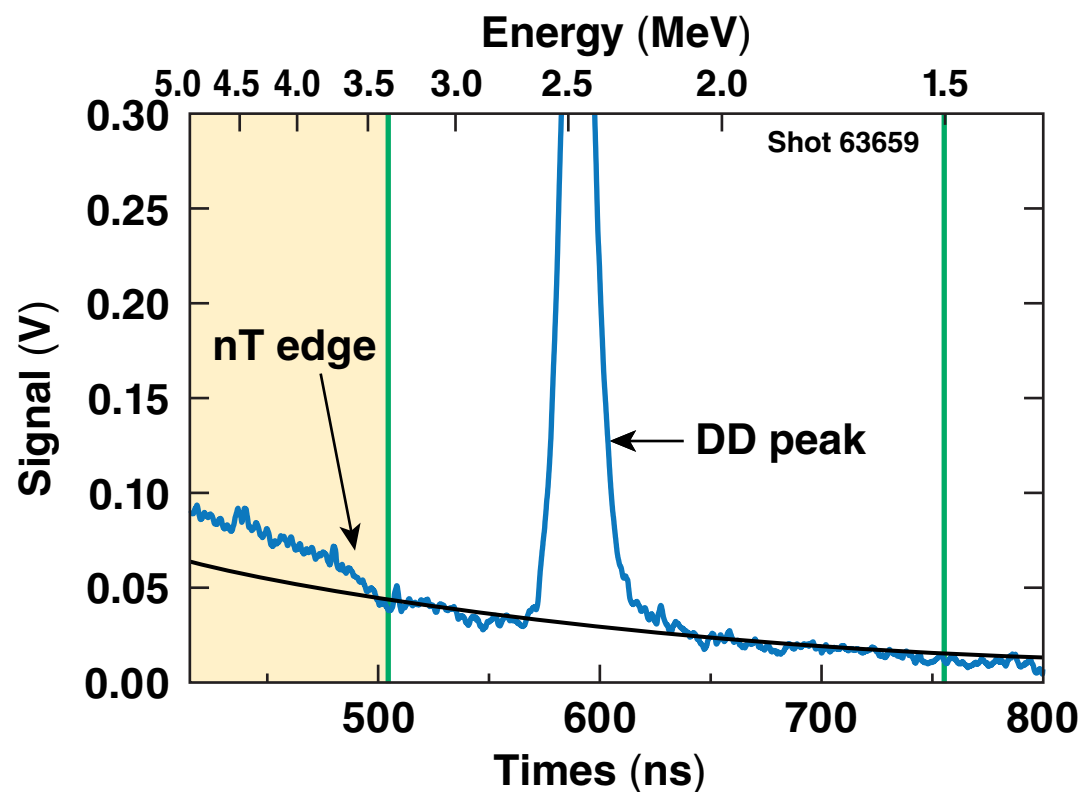


MCNP has been used to optimize shielding to increase the signal to background at the detector



For $\rho R \sim 250 \text{ mg/cm}^2$ and $Y_n \sim 5 \times 10^{12}$ the estimated nT neutron yield is 10^4 .

Preliminary measurements of backscattered neutrons confirm our sensitivity estimates



	Charge (pC)	Detected neutrons
DD yield	171	4.2×10^5
nT	31	4.4×10^4

Preliminary ρR is consistent with 1-D prediction; more work is needed to estimate an error bar.

Summary/Conclusions

LLE is developing a new diagnostic technique to infer the areal density (ρR) on OMEGA cryogenic-DT implosions



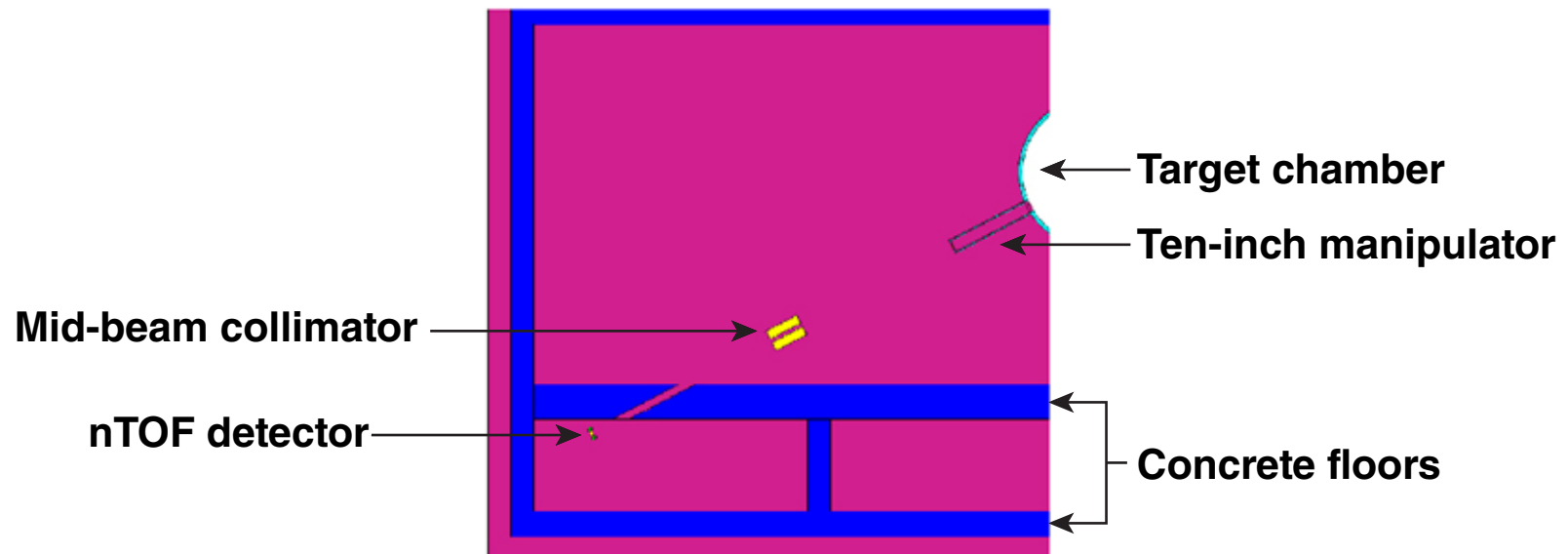
- The down-scattered neutron ratio (DSR) is not suitable for ρR measurements with neutron time-of-flight (nTOF) spectroscopy on OMEGA
- Measuring the nT backscatter neutron ratio (BSR) is possible with the yields and ρR for cryogenic-DT experiments on OMEGA
- The backscattered ratio $Y(\text{nT})/Y(\text{DT})$ is proportional to the fuel ρR
- Preliminary results indicate the BSR has promise for high accuracy ρR measurement

Monte Carlo Simulations

A particle transport code is used to minimize neutron scattering from surrounding structures

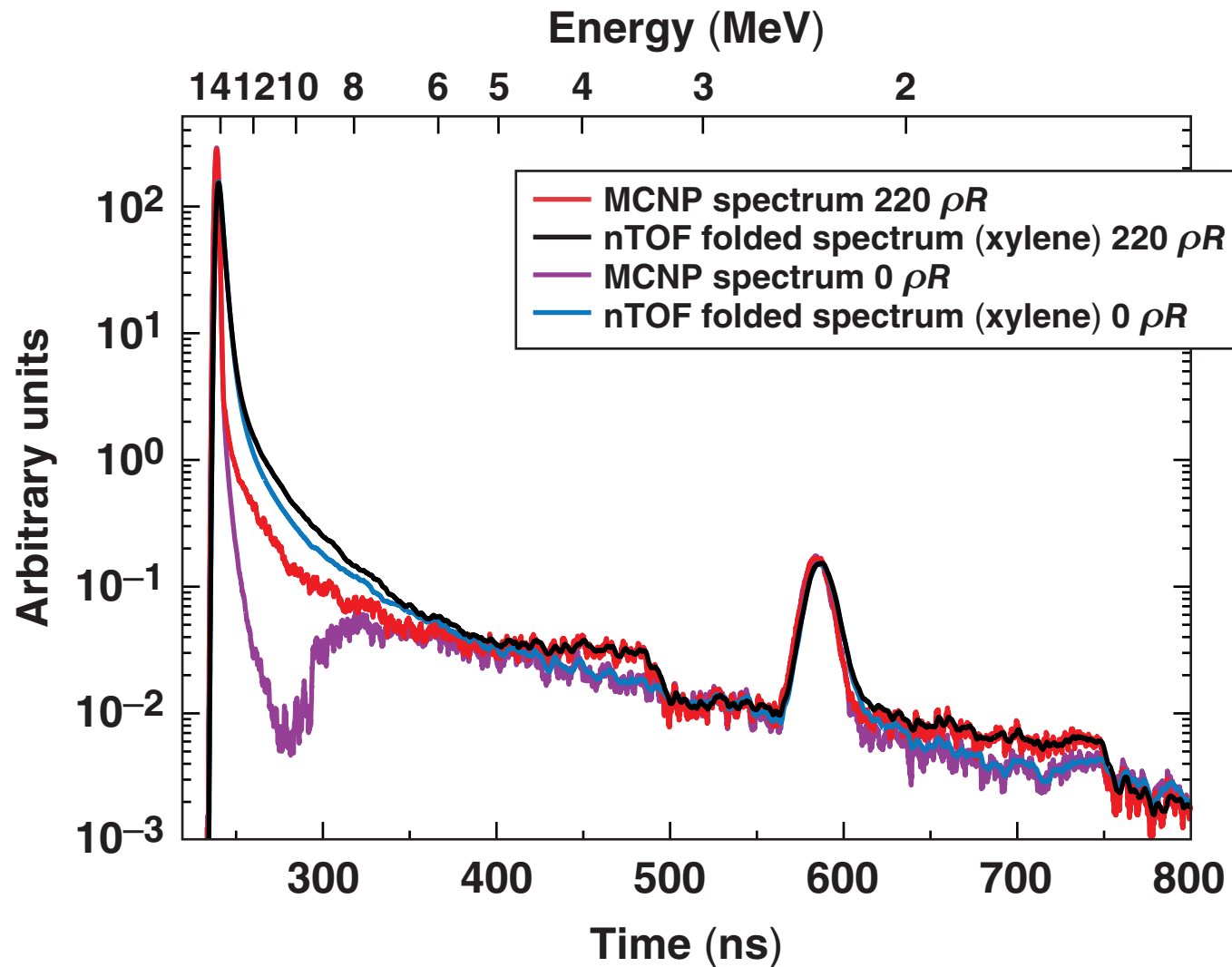


- Monte Carlo n-particle (MCNP) transport code for neutrons, photons, and electrons
- The theoretical energy spectrum is inserted into the code with relevant geometry
- These simulations are used to help guide the accuracy of the neutron energy spectrum

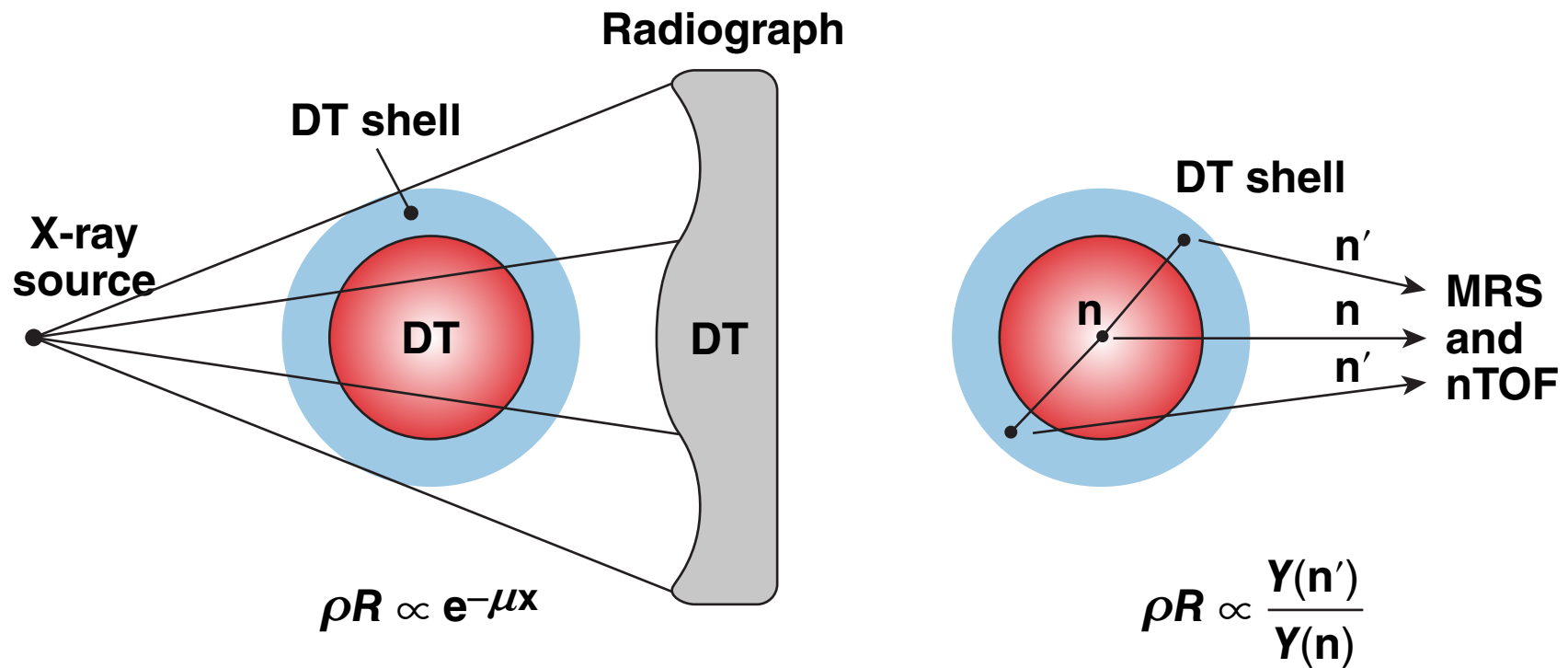


A cross section of the geometry in MCNP with relevant surrounding structures.

MCNP simulated spectra folded with xylene scintillator response function



There are two ways to infer the fuel ρR —external probes (radiography) and internal probes (n scattering)



*R. Tommasini *et al.*, Phys. Plasmas **18**, 056309 (2011).